# INSTALLATION INSTRUCTIONS
## 109081 Knock/Cam Harness Adapter LS1/LS6 to LS2/3/7/9

This harness adapter allows the cam sensor used on the front of a LS2/3/4/7/9 engine to be plugged into the LS1 cam sensor connector located at the back of the intake manifold. Ideal for LS2/3/4/7/9 motor conversions. Compatible with the PCM harness in LS1/LS6 vehicles.

Additionally, this adapter is paired with a Knock Sensor extension, which allows the single-wire LS1 knock sensors located on top of the LS1 manifold to be relocated on both sides of the LS2-series block, using the factory LS1 engine harness. It has the correct length and thermal protection required when routing near hot engine components. Plug-And-Play compatible with the PCM harness in LS1 and LS6-equipped vehicles.

It is imperative that your timing cover is equipped with the extension/bracket assembly as shown below. This bracket shields the wires from contact with the rotating balancer. If you are using a new "crate" engine or installing a replacement timing cover that does not have this assembly, you will need to install this part on your timing cover. Available from Caspers, Part Number 107148:



Shown below is the 109081 Harness Adapter that you have purchased. Note the highlighted circle below. This is the CAM signal connector that plugs into the above extension:



WARNING: Do not attempt to plug this connector directly into the CAM sensor without using the above mentioned extension/bracket assembly. While the connection will fit improperly and not latch, the wiring will be reversed, causing damage to the CAM sensor on the vehicle.

Copyright ©2011 Caspers Electronics Inc. All rights reserved. 109081.doc Rev A

# INSTALLATION INSTRUCTIONS
## 109081 Knock/Cam Harness Adapter LS1/LS6 to LS2/3/7/9

This harness adapter allows the cam sensor used on the front of a LS2/3/4/7/9 engine to be plugged into the LS1 cam sensor connector located at the back of the intake manifold. Ideal for LS2/3/4/7/9 motor conversions. Compatible with the PCM harness in LS1/LS6 vehicles.

Additionally, this adapter is paired with a Knock Sensor extension, which allows the single-wire LS1 knock sensors located on top of the LS1 manifold to be relocated on both sides of the LS2-series block, using the factory LS1 engine harness. It has the correct length and thermal protection required when routing near hot engine components. Plug-And-Play compatible with the PCM harness in LS1 and LS6-equipped vehicles.

It is imperative that your timing cover is equipped with the extension/bracket assembly as shown below. This bracket shields the wires from contact with the rotating balancer. If you are using a new "crate" engine or installing a replacement timing cover that does not have this assembly, you will need to install this part on your timing cover. Available from Caspers, Part Number 107148:



Shown below is the 109081 Harness Adapter that you have purchased. Note the highlighted circle below. This is the CAM signal connector that plugs into the above extension:



WARNING: Do not attempt to plug this connector directly into the CAM sensor without using the above mentioned extension/bracket assembly. While the connection will fit improperly and not latch, the wiring will be reversed, causing damage to the CAM sensor on the vehicle.

Copyright ©2011 Caspers Electronics Inc. All rights reserved. 109081.doc Rev A